



Club Health Assessment for District 25 A through May 2025

Club Number	Club Name	Charter Date	Status	Membership							Reports					Finance	LCIF
				Current Member Count	YTD Members Added	YTD Members Dropped	YTD Net Growth	YTD Net Growth%	Member Count 12 Months Ago	Avg. length of service for dropped members	Months Since Last MMR ***	Yrs. Since Last Officer Report	President Rotation	Vice President Reported ****	Months Since Last Activity Report ***	Account Balance	Donations for current Fiscal Year
			Number of times on status quo within last two years	If below 15 members appears				If net loss is greater than 20% appears			If no report in 3 months appears in	When more than one year appears in	Number of repeat terms	Notes the officers that do not have an active	If no report at 12 months appears in red		
Clubs more than two years old																	
9405	BASS LAKE	07/07/1948	Active	27	9	3	6	28.57%	21	2	2		4	VP,SC	1		\$745.00
9409	CEDAR LAKE	04/08/1947	Active	12	0	4	-4	-25.00%	17	11	9			IP M,SC	5		
	Exc Award (06/30/2018)																
9410	CHESTERTON	10/04/1933	Active	26	3	1	2	8.33%	24	17	2			IP M,VP,SC	1		\$915.00
9411	CROWN POINT	09/23/1943	Active	47	7	5	2	4.44%	45	7	0			N SC	0		\$1,502.00
	Exc Award (06/30/2019, 06/30/2023, 06/30/20)																
32723	DOOR VILLAGE	09/27/1976	Active	28	0	1	-1	-3.45%	30	2	1			N SC	0		\$1,240.00
	Exc Award (06/30/2018, 06/30/2023, 06/30/20)																
39865	EAST CHICAGO EVENING	05/11/1981	Active	21	2	3	-1	-4.55%	22	4	0		3	R S,M,SC	0		
	Exc Award (06/30/2018)																
9416	FRANCESVILLE	05/14/1943	Active(1)	5	0	0	0	0.00%	5		9			M,VP,SC	24+		
149293	Gary NWI	01/19/2022	Active(1)	6	0	0	0	0.00%	6		9			VP,SC	24+		
9419	GOODLAND	04/06/1960	Active	14	0	2	-2	-12.50%	16	6	0		20	M,VP,SC	24+		
9420	GRIFFITH	10/04/1940	Active	20	2	0	2	11.11%	18		1			N M,VP,SC	1		\$1,500.00
	Exc Award (06/30/2017, 06/30/2018)																
9421	HAMLET	09/22/1944	Active	37	1	0	1	2.78%	36		0		3	VP,SC	2		\$260.00
	Exc Award (06/30/2017, 06/30/2018)																
9426	HANNA	05/28/1947	Active	14	2	2	0	0.00%	14	3	0		5	R M,SC	5		
	Exc Award (06/30/2019)																
9427	HEBRON	04/10/1969	Active	21	9	4	5	31.25%	16	19	1			R M,SC	1		\$60.00
	Exc Award (06/30/2018)																
9428	HIGHLAND	08/06/1943	P- Active	0	0	17	-17	-100.00%	17	20	6		None	P,S,T,M,VP SC	24+		
9429	HOBART	03/06/1929	Active	13	0	2	-2	-13.33%	15	5	2		4	N SC	1		\$878.33
	Exc Award (06/30/2017, 06/30/2018)																
9413	INDIANA HARBOR EAST CHICAGO	07/13/1926	Active	24	5	4	1	4.35%	24	10	1			N VP,SC	1		\$1,360.00
	Exc Award (06/30/2018)																
9432	KOONTZ LAKE L C	07/13/1959	Active	22	8	1	7	46.67%	15	16	4		None	N P,M,SC	0		



Club Health Assessment for District 25 A through May 2025

			Status	Membership							Reports					Finance		LCIF
Club Number	Club Name	Charter Date		Current Member Count	YTD Members Added	YTD Members Dropped	YTD Net Growth	YTD Net Growth%	Member Count 12 Months Ago	Avg. length of service for dropped members	Months Since Last MMR ***	Yrs. Since Last Officer Report	President Rotation	Vice President Reported ****	Months Since Last Activity Report ***	Account Balance	Donations for current Fiscal Year	
			Number of times on status quo within last two years	If below 15 members appears					If net loss is greater than 20% appears			If no report in 3 months appears in	When more than one year appears in	Number of repeat terms	Notes the officers that do not have an active	If no report at 12 months appears in red		
9433	KOUTS	11/25/1959	Active	18	3	1	2	12.50%	16	12	2		5	R	M,SC	1		\$2,021.00
Exc Award (06/30/2017, 06/30/2018)																		
9434	LA CROSSE	07/28/1958	Active	26	4	0	4	18.18%	23		1		3		M,VP,SC	7		\$470.00
Exc Award (06/30/2018)																		
9436	LA PORTE	08/24/1936	Active	17	0	4	-4	-19.05%	23	4	0		None	R	P,M,SC	1		
Exc Award (06/30/2018)																		
9414	LAKE STATION	01/24/1938	Active	25	3	0	3	13.64%	23		2			N	M,SC	0		\$50.00
Exc Award (06/30/2018, 06/30/2019)																		
32724	LAKES OF THE FOUR SEASONS	09/15/1976	Active	66	11	0	11	20.00%	60		0			N	SC	0		\$1,930.00
Exc Award (06/30/2018, 06/30/2019, 06/30/2020)																		
9437	LOWELL	04/06/1938	Active	31	6	0	6	24.00%	26		1			N	M,SC	7		\$1,010.00
Exc Award (06/30/2018)																		
9439	MERRILLVILLE	09/30/1946	Active	13	0	0	0	0.00%	13		13				M,VP,SC	5		\$180.00
9441	MICHIANA	04/18/1973	Active	17	0	1	-1	-5.56%	17	12	0				M,VP,SC	8		\$1,070.00
Exc Award (06/30/2016, 06/30/2017, 06/30/2020)																		
83164	MILL CREEK COMMUNITY	08/09/2004	Active	23	4	0	4	21.05%	20		6		3		VP,SC	0		
9444	MONTEREY	03/19/1948	Active	15	2	0	2	15.38%	13		10		17	R	T,M,VP,SC	0		\$30.00
9445	MOROCCO	03/05/1951	Active	9	1	1	0	0.00%	9	9	10			N	P,M,VP,SC	24+		
9446	MUNSTER	01/12/1938	Active	70	8	1	7	11.11%	68	13	3			N	SC	1		\$3,200.00
9447	OGDEN DUNES	11/17/1958	Active	43	4	0	4	10.26%	40		0		2		M,VP,SC	1		\$500.00
Exc Award (06/30/2018)																		
9448	PORTAGE	06/14/1955	Active	12	2	0	2	20.00%	10		9		3		M,VP,SC	24+		
Exc Award (06/30/2017, 06/30/2018)																		
28017	REMINGTON	02/26/1974	Active	11	0	0	0	0.00%	11		9		17		P,M,VP,SC	24+		
9449	RENSSELAER	10/28/1943	Active	22	0	0	0	0.00%	23		1		None		P,M,VP,SC	8		\$110.00
Exc Award (06/30/2018)																		
9450	ROLLING PRAIRIE	05/17/1939	Active	11	0	2	-2	-15.38%	13	5	3		2	R		24+		
Exc Award (06/30/2019)																		



Club Health Assessment for District 25 A through May 2025

Club Number	Club Name	Charter Date	Status	Membership							Reports					Finance	LCIF
				Current Member Count	YTD Members Added	YTD Members Dropped	YTD Net Growth	YTD Net Growth%	Member Count 12 Months Ago	Avg. length of service for dropped members	Months Since Last MMR ***	Yrs. Since Last Officer Report	President Rotation	Vice President Reported ****	Months Since Last Activity Report ***	Account Balance	Donations for current Fiscal Year
			Number of times on status quo within last two years	If below 15 members appears				If net loss is greater than 20% appears			If no report in 3 months appears	When more than one year appears in	Number of repeat terms	Notes the officers that do not have an active	If no report at 12 months appears in red		
9454	SCHERERVILLE	08/12/1946	Active	20	2	7	-5	-20.00%	25	12	0		None	R	P,SC	0	\$1,235.00
40860	SCHERERVILLE CENTRAL	02/19/1982	Active(1)	26	2	3	-1	-3.70%	27	4	0		6		VP,SC	1	\$620.00
	Exc Award (06/30/2017, 06/30/2019, 06/30/20																
9457	SOUTH HAVEN L C	11/03/1965	Active	44	3	2	1	2.33%	43	18	2			R	M,VP,SC	0	\$1,448.33
	Exc Award (06/30/2018, 06/30/2019)																
9452	ST JOHN	02/12/1957	Active	21	0	2	-2	-8.70%	17	14	2			IP	SC	8	\$20.00
9458	STAR CITY	10/27/1972	Active	34	2	2	0	0.00%	34	29	0			N	M,SC	7	
31211	UNION MILLS	09/30/1975	Active	31	2	1	1	3.33%	30	0	2				M,VP,SC	4	
	Exc Award (06/30/2017)																
9460	VALPARAISO	09/18/1939	Active	23	5	1	4	21.05%	19	2	1		5	N	M,SC	1	90+ Days \$10.00
	Exc Award (06/30/2017)																
9461	WANATAH	09/25/1944	Active	27	0	6	-6	-18.18%	39	24	1		None		P,M,VP,SC	8	\$50.00
	Exc Award (06/30/2017, 06/30/2019, 06/30/20																
9462	WESTVILLE	05/26/1943	Active	61	4	1	3	5.17%	61	9	0			N	P	0	\$980.00
	Exc Award (06/30/2018, 06/30/2019)																
9463	WHEATFIELD	06/24/1947	Active	22	1	2	-1	-4.35%	23	12	5		18		T,M,VP,SC	7	90+ Days
	Exc Award (06/30/2017, 06/30/2019)																
9464	WHITING	06/07/1929	Active	18	0	0	0	0.00%	18		9		6	R	M,SC	1	\$100.00
42769	WINAMAC	06/13/1983	Active	18	0	0	0	0.00%	18		1		3	R		6	\$1,000.00
	Exc Award (06/30/2018, 06/30/2019)																

Clubs Cancelled Previous Fiscal Year – Clubs Cancelled within last 12 months may be reinstated

Club Number	Club Name	Charter Date	Current Status*	Cancellation Date
9412	DYER	10/07/1943	Cancelled(6*)	06/29/2024
9442	MICHIGAN CITY	11/05/1925	Cancelled(6*)	07/29/2023
9456	SHELBY	05/25/1944	Cancelled(8*)	12/29/2023



Club Health Assessment for District 25 A through May 2025

Club Number			Club Name			Charter Date			Status					Membership						Reports					Finance		LCIF
									Current Member Count	YTD Members Added	YTD Members Dropped	YTD Net Growth	YTD Net Growth%	Member Count 12 Months Ago	Avg. length of service for dropped members	Months Since Last MMR ***	Yrs. Since Last Officer Report	President Rotation	Vice President Reported ****	Months Since Last Activity Report ***	Account Balance	Donations for current Fiscal Year					
									Number of times on status quo within last two years	If below 15 members appears			If net loss is greater than 20% appears			If no report in 3 months appears in		When more than one year appears in	Number of repeat terms	Notes the officers that do not have an active		If no report at 12 months appears in red					
Current Total Clubs Count	YTD New Clubs Count	YTD Cancelled Clubs Count	YTD Net Club Gain	Current Total Members Count	YTD Add	YTD Drop	YTD Net Growth	YTD Net Growth %	Member Count 12 Months Ago	Average Member Count Per Club	% of Clubs with less than 20 members	% No MMR in 3 Months	% No Officer Report in 12 Months	% of Clubs with balance 90+ days	Number of Clubs in Status Quo	% Status Quo Clubs in Financial Suspension	Number of Cancelled Clubs	Average Cancelled Club Age	Members Lost Due to Cancellation	% of Clubs Cancelled for Non-Financial Reasons							
46	0	0	0	1,111	117	86	31	2.87%	1,103	24	39%	33%	0%	4%	0	0%	0	0	0	0%							

* - P - Priority Club. Cancellation Reasons: 1-Objectives/conduct, 2-Non-active club, 5-Non-existing club, 6-Disbanding, 7-Merger, 8-Financial Suspension, 9-District/Multiple District Dues.

** - Abbreviation: P-President, S-Secretary, T-Treasurer, M-Member Chairperson, VP-First Vice President, MC-Communications Chairperson, SC-Service Chairperson

*** - Abbreviation: N/R - Never reported using the Lions Clubs website, N/A - Not applicable, No password registered for the Lions Clubs website.

**** - Abbreviation: N - New, IP - Immediate Past, R - Repeat.




Club Health Assessment for District 25 B through May 2025

			Status	Membership							Reports					Finance		LCIF
Club Number	Club Name	Charter Date		Current Member Count	YTD Members Added	YTD Members Dropped	YTD Net Growth	YTD Net Growth%	Member Count 12 Months Ago	Avg. length of service for dropped members	Months Since Last MMR ***	Yrs. Since Last Officer Report	President Rotation	Vice President Reported ****	Months Since Last Activity Report ***	Account Balance	Donations for current Fiscal Year	
			Number of times on status quo within last two years	If below 15 members appears				If net loss is greater than 20% appears			If no report in 3 months appears in	When more than one year appears in	Number of repeat terms	Notes the officers that do not have an active	If no report at 12 months appears in red			
Clubs more than two years old																		
9465	ALBION	10/22/1952	Active	49	0	2	-2	-3.92%	51	31	1			N	1		\$2,735.00	
Exc Award (06/30/2017, 06/30/2018, 06/30/20																		
9466	ANDREWS	05/24/1945	Active	23	2	2	0	0.00%	26	48	0			VP,SC	0		\$10.00	
Exc Award (06/30/2017)																		
9467	ANGOLA	02/14/1929	Active	14	1	2	-1	-6.67%	15	13	0		4	R	7	T,M,VP,SC	\$150.00	
9468	ANTHONY WAYNE L C	12/07/1972	Active	34	2	2	0	0.00%	34	25	3		2		5	M,VP,SC	\$2,760.00	
Exc Award (06/30/2018)																		
9469	ARCOLA	09/23/1949	Active	18	1	5	-4	-18.18%	22	21	1		2	N	5	SC	\$500.00	
9471	AUBURN	05/29/1928	Active	27	0	0	0	0.00%	27		15		None		18	P,S,T,M,VP SC		
Exc Award (06/30/2016)																		
60829	AUBURN CLASSIC NOON	06/01/1998	Active	39	3	0	3	8.33%	43		0			N	0		\$1,000.00	
Exc Award (06/30/2016)																		
9474	BIPPUS	05/10/1948	Active	14	0	1	-1	-6.67%	16	36	0		8		7	M,VP,SC	\$100.00	
9475	BLUFFTON	09/29/1947	Active	19	0	2	-2	-9.52%	21	24	10				0	VP		
Exc Award (06/30/2017, 06/30/2018, 06/30/20																		
9478	CEDAR CREEK	10/23/1951	Active	11	0	10	-10	-47.62%	22	18	3		4		9	M,VP,SC	\$100.00	
Exc Award (06/30/2016)																		
9479	CHURUBUSCO	03/26/1956	Active	8	0	0	0	0.00%	8		0			N	8	VP,SC	\$250.00	
32072	CLEAR LAKE	04/21/1976	Active	13	0	0	0	0.00%	13		11		4		8	P,M,VP,SC		
61290	COLUMBIA CITY	11/30/1998	Active	6	0	0	0	0.00%	6		14		None		N/R	P,T,M,VP,SC		
9481	CROMWELL KIMMEL L C	07/23/1945	Active	25	0	2	-2	-7.41%	27	11	1			N	0	M,SC	\$1,500.00	
Exc Award (06/30/2016)																		
9482	DECATUR	12/21/1926	Active	9	0	0	0	0.00%	9		14	1	None		7	P,S,T,M,VP SC	\$487.35	
97418	FORT WAYNE CHAPEL RIDGE	06/30/2006	Active	14	1	4	-3	-17.65%	17	11	0		2		6	M,VP,SC	\$1,785.00	
Exc Award (06/30/2018)																		
9489	FORT WAYNE MC MILLEN PARK	11/27/1953	Active	5	0	0	0	0.00%	6		11		9	R	1	P,VP,SC	\$110.00	




Club Health Assessment for District 25 B through May 2025

			Status	Membership							Reports					Finance		LCIF
Club Number	Club Name	Charter Date		Current Member Count	YTD Members Added	YTD Members Dropped	YTD Net Growth	YTD Net Growth%	Member Count 12 Months Ago	Avg. length of service for dropped members	Months Since Last MMR ***	Yrs. Since Last Officer Report	President Rotation	Vice President Reported ****	Months Since Last Activity Report ***	Account Balance	Donations for current Fiscal Year	
			Number of times on status quo within last two years	If below 15 members appears				If net loss is greater than 20% appears			If no report in 3 months appears in	When more than one year appears in	Number of repeat terms	Notes the officers that do not have an active	If no report at 12 months appears in red			
Exc Award (06/30/2017)																		
9494	HAMILTON	06/29/1939	Active	29	3	3	0	0.00%	32	17	0		None	P,M,VP,SC	0		\$630.00	
Exc Award (06/30/2018, 06/30/2020)																		
9495	HARLAN	08/23/1944	Active	12	1	1	0	0.00%	12	19	3		4	N	P,VP,SC	1	\$1,020.00	
9496	HERITAGE L C	02/03/1971	Active	26	6	6	0	0.00%	26	11	0			N	S,SC	0		
Exc Award (06/30/2016, 06/30/2022)																		
9497	HOWE	05/01/1944	Active	12	0	6	-6	-33.33%	18	20	1				VP,SC	1	\$25.00	
Exc Award (06/30/2018)																		
9498	HUNTERTOWN	06/15/1953	Active	27	1	6	-5	-15.63%	32	6	3		2	N		0	\$500.00	
Exc Award (06/30/2016, 06/30/2017, 06/30/20)																		
9499	HUNTINGTON	11/13/1946	Active	15	0	2	-2	-11.76%	18	5	5				T,M,VP,SC	1	\$100.00	
9500	KENDALLVILLE	12/09/1925	Active	33	1	3	-2	-5.71%	35	26	0			N	M,VP,SC	0	\$300.00	
Exc Award (06/30/2018, 06/30/2019)																		
9503	LAND OF LAKES	10/08/1956	Active	36	2	5	-3	-7.69%	39	12	5				M,VP,SC	1	\$1,070.00	
9504	LARWILL	08/25/1952	Active	10	6	6	0	0.00%	10	12	5		8	N	M,VP,SC	20		
Exc Award (06/30/2016)																		
9506	LIGONIER	03/03/1955	Active	30	4	1	3	11.11%	27	18	2			N		0		
Exc Award (06/30/2023)																		
9508	MONGO	06/26/1953	Active	8	1	1	0	0.00%	8	7	0		5	N	P,M,VP,SC	18		
9509	MONROE	08/14/1953	Active	21	0	0	0	0.00%	21		0			N	P,M,SC	0	\$1,540.00	
Exc Award (06/30/2017, 06/30/2018, 06/30/20)																		
64471	MONROEVILLE	06/28/2001	Active	37	2	4	-2	-5.13%	39	14	0		None		P,S,T,M,VP SC	0	\$1,865.73	
Exc Award (06/30/2016, 06/30/2017, 06/30/20)																		
9511	NEW HAVEN	01/12/1956	Active	25	2	2	0	0.00%	25	15	2		2		VP,SC	0	\$350.00	
Exc Award (06/30/2017, 06/30/2018, 06/30/20)																		
9512	ORLAND	01/16/1948	Active	17	0	0	0	0.00%	17		0		2		M,VP,SC	0		
Exc Award (06/30/2018, 06/30/2023)																		
9513	OSSIAN	09/24/1942	Active	12	6	0	6	100.00%	6		2		10		M,VP,SC	1	\$100.00	
Exc Award (06/30/2016, 06/30/2017)																		



Club Health Assessment for District 25 B through May 2025

			Status	Membership							Reports					Finance		LCIF
Club Number	Club Name	Charter Date		Current Member Count	YTD Members Added	YTD Members Dropped	YTD Net Growth	YTD Net Growth%	Member Count 12 Months Ago	Avg. length of service for dropped members	Months Since Last MMR ***	Yrs. Since Last Officer Report	President Rotation	Vice President Reported ****	Months Since Last Activity Report ***	Account Balance	Donations for current Fiscal Year	
			Number of times on status quo within last two years	If below 15 members appears				If net loss is greater than 20% appears			If no report in 3 months appears in	When more than one year appears in	Number of repeat terms	Notes the officers that do not have an active	If no report at 12 months appears in red			
9515	PLEASANT LAKE Exc Award (06/30/2016)	05/09/1930	Active	44	4	2	2	4.76%	42	23	0		None	P,T,M,VP,SC	1		\$1,000.00	
32725	ROANOKE Exc Award (06/30/2017)	09/03/1976	Active	29	4	3	1	3.57%	28	2	0			IP M,SC	0		\$2,900.00	
9517	ROME CITY BRIMFIELD	01/11/1956	Active	29	0	0	0	0.00%	29		14		None	P,S,T,M,VP SC	1		\$300.00	
46283	SOUTH MILFORD Exc Award (06/30/2016)	06/02/1986	Active	27	0	2	-2	-6.90%	31	28	0			S,M,VP,SC	24+			
9518	ST JOE Exc Award (06/30/2016)	08/09/1940	Active	16	0	0	0	0.00%	16		7		4	N P,T,M,SC	1		\$500.00	
9523	STROH	03/19/1951	Active	24	0	0	0	0.00%	24		0			N SC	7		\$100.00	
9524	TRI LAKES	02/24/1955	Active	14	2	0	2	16.67%	12		0		6	R P,M,SC	0		\$125.00	
39142	UNION TOWNSHIP L C Exc Award (06/30/2017, 06/30/2018, 06/30/2020)	12/31/1980	Active	13	0	1	-1	-7.14%	14	44	5		2	R P,T,M,VP,SC	1		\$450.00	
9527	WATERLOO Exc Award (06/30/2018)	01/22/1929	Active(1)	19	0	0	0	0.00%	19		0			N SC	7		\$100.00	
9529	WOLCOTTVILLE	01/15/1929	Active	16	0	0	0	0.00%	16		8			N M,SC	1		\$300.00	
9531	WOODBURN Exc Award (06/30/2016)	05/06/1938	Active	29	0	0	0	0.00%	29		11			N SC	1		\$250.00	
9532	ZANESVILLE	08/24/1956	Active	0	8	26	-18	-100.00%	18	13	0		None	P,S,T,M,VP SC	5			

Clubs Cancelled Previous Fiscal Year – Clubs Cancelled within last 12 months may be reinstated

Club Number	Club Name	Charter Date	Current Status*	Cancellation Date
9522	SOUTH WHITLEY	10/28/1930	Cancelled(8*)	06/29/2024



Club Health Assessment for District 25 B through May 2025

Club Number			Club Name			Charter Date			Status					Membership					Reports					Finance		LCIF
									Current Member Count	YTD Members Added	YTD Members Dropped	YTD Net Growth	YTD Net Growth%	Member Count 12 Months Ago	Avg. length of service for dropped members	Months Since Last MMR ***	Yrs. Since Last Officer Report	President Rotation	Vice President Reported ****	Months Since Last Activity Report ***	Account Balance	Donations for current Fiscal Year				
									Number of times on status quo within last two years	If below 15 members appears			If net loss is greater than 20% appears			If no report in 3 months appears in			When more than one year appears in	Number of repeat terms	Notes the officers that do not have an active			If no report at 12 months appears in red		
Current Total Clubs Count	YTD New Clubs Count	YTD Cancelled Clubs Count	YTD Net Club Gain	Current Total Members Count	YTD Add	YTD Drop	YTD Net Growth	YTD Net Growth %	Member Count 12 Months Ago	Average Member Count Per Club	% of Clubs with less than 20 members	% No MMR in 3 Months	% No Officer Report in 12 Months	% of Clubs with balance 90+ days	Number of Clubs in Status Quo	% Status Quo Clubs in Financial Suspension	Number of Cancelled Clubs	Average Cancelled Club Age	Members Lost Due to Cancellation	% of Clubs Cancelled for Non-Financial Reasons						
45	0	0	0	938	63	112	-49	-4.96%	1,006	21	53%	40%	2%	0%	0	0%	0	0	0	0%						

* - P - Priority Club. Cancellation Reasons: 1-Objectives/conduct, 2-Non-active club, 5-Non-existing club, 6-Disbanding, 7-Merger, 8-Financial Suspension, 9-District/Multiple District Dues.

** - Abbreviation: P-President, S-Secretary, T-Treasurer, M-Member Chairperson, VP-First Vice President, MC-Communications Chairperson, SC-Service Chairperson

*** - Abbreviation: N/R - Never reported using the Lions Clubs website, N/A - Not applicable, No password registered for the Lions Clubs website.

**** - Abbreviation: N - New, IP - Immediate Past, R - Repeat.



Club Health Assessment for District 25 C through May 2025

			Status	Membership							Reports					Finance	LCIF
Club Number	Club Name	Charter Date		Current Member Count	YTD Members Added	YTD Members Dropped	YTD Net Growth	YTD Net Growth%	Member Count 12 Months Ago	Avg. length of service for dropped members	Months Since Last MMR ***	Yrs. Since Last Officer Report	President Rotation	Vice President Reported ****	Months Since Last Activity Report ***	Account Balance	Donations for current Fiscal Year
			Number of times on status quo within last two years	If below 15 members appears				If net loss is greater than 20% appears			If no report in 3 months appears in	When more than one year appears in	Number of repeat terms	Notes the officers that do not have an active	If no report at 12 months appears in red		
Clubs more than two years old																	
9533	ATTICA	06/25/1941	Active	4	0	0	0	0.00%	4		14		18	P,T,M,VP,SC	24+		
Exc Award (06/30/2018)																	
9534	BAINBRIDGE	05/09/1944	Active	6	0	0	0	0.00%	6		13		4	P,M,VP,SC	7		
9535	BATTLE GROUND	11/19/1973	Active	14	0	2	-2	-12.50%	16	8	5		3	M,VP,SC	6		\$850.00
Exc Award (06/30/2018)																	
78032	BRAZIL	01/05/2004	Active	17	1	0	1	6.25%	19		1		4	N SC	0		\$1,135.00
Exc Award (06/30/2016, 06/30/2022)																	
49079	BROOKSTON	12/13/1988	Active	40	7	0	7	21.21%	33		1		5	VP,SC	2		
Exc Award (06/30/2017)																	
9536	BROWNSBURG	01/18/1929	Active	60	5	6	-1	-1.64%	63	9	1			VP,SC	0		\$5,720.00
Exc Award (06/30/2016, 06/30/2017, 06/30/20																	
9539	CAMDEN	10/11/1951	Active	13	0	0	0	0.00%	13		13		2	P,T,M,VP,SC	7		\$500.00
Exc Award (06/30/2017)																	
9540	CAYUGA	07/16/1941	Active	19	3	3	0	0.00%	19	29	1		11	N T,M,VP,SC	2		
Exc Award (06/30/2018)																	
9658	CLAY CITY	04/29/1947	Cancelled(6*)	0	0	14	-14	-100.00%	14	25	13		None	P,S,T,M,VP SC	16		
Exc Award (06/30/2018)																	
9542	CLINTON	02/24/1943	Active	92	6	9	-3	-3.16%	94	7	0			N VP,SC	0		\$250.00
Exc Award (06/30/2023, 06/30/2024)																	
9543	CLOVERDALE	03/25/1943	Active	18	0	0	0	0.00%	18		0		2	R M,SC	3		\$200.00
Exc Award (06/30/2016)																	
9544	COLFAX	05/22/1963	Active	22	0	0	0	0.00%	22		16	1	None	P,S,T,M,VP SC	24+		
Exc Award (06/30/2016, 06/30/2017, 06/30/20																	
9546	CRAWFORDSVILLE	01/21/1932	Active	5	0	0	0	0.00%	5		0		11	R SC	0		
9547	DELPHI	05/25/1950	Active	38	1	2	-1	-2.56%	39	34	2			M,VP,SC	2		\$500.00
Exc Award (06/30/2018)																	
43725	EARL PARK COMMUNITY	04/26/1984	Active	17	0	0	0	0.00%	17		20		4	R M,SC	23		
Exc Award (06/30/2018)																	



Club Health Assessment for District 25 C through May 2025

			Status	Membership							Reports					Finance		LCIF
Club Number	Club Name	Charter Date		Current Member Count	YTD Members Added	YTD Members Dropped	YTD Net Growth	YTD Net Growth%	Member Count 12 Months Ago	Avg. length of service for dropped members	Months Since Last MMR ***	Yrs. Since Last Officer Report	President Rotation	Vice President Reported ****	Months Since Last Activity Report ***	Account Balance	Donations for current Fiscal Year	
			Number of times on status quo within last two years	If below 15 members appears					If net loss is greater than 20% appears			If no report in 3 months appears in	When more than one year appears in	Number of repeat terms	Notes the officers that do not have an active	If no report at 12 months appears in red		
9663	EMINENCE	02/23/1968	Active	12	0	0	0	0.00%	12		14		None	P,S,M,VP,SC	17			
9549	FLORA	02/14/1967	Active	45	0	0	0	0.00%	45		2			N	M,VP,SC	10	\$846.00	
Exc Award (06/30/2016, 06/30/2017, 06/30/2018)																		
9550	FRANKFORT	12/14/1937	Active	23	5	1	4	21.05%	19	2	0			N	P,SC	0	\$600.00	
Exc Award (06/30/2018)																		
9668	GOSPORT	02/14/1930	Active	20	9	2	7	53.85%	13	11	0			IP	P,M,VP,SC	8		
Exc Award (06/30/2016)																		
9552	GREENCASTLE	10/16/1947	Active	13	0	6	-6	-31.58%	19	13	5		2		M,VP,SC	2		
Exc Award (06/30/2016, 06/30/2017)																		
135358	Indiana Cyber	06/25/2018	Active	6	0	4	-4	-40.00%	12	5	4		2		M,VP,SC	10	\$30.00	
Exc Award (06/30/2020, 06/30/2021)																		
46634	JAMESTOWN COMMUNITY	11/21/1986	Active	14	2	0	2	16.67%	12		3		7	N	SC	0	\$158.00	
Exc Award (06/30/2016)																		
9555	LADOGA	01/10/1940	Active	36	0	0	0	0.00%	36		47	1	None	P,S,T,M,VP SC	24+			
Exc Award (06/30/2016)																		
9556	LAFAYETTE	03/27/1920	Active	33	0	0	0	0.00%	44		0		2		M,VP,SC	0	\$570.00	
Exc Award (06/30/2017, 06/30/2018, 06/30/2019)																		
9557	LEBANON	04/17/1936	Active	15	2	2	0	0.00%	15	29	0		3	N	M,SC	0	\$750.00	
9558	LIZTON	06/12/1950	Active	21	8	4	4	23.53%	17	15	0		2	N	M,SC	0	\$100.00	
Exc Award (06/30/2017, 06/30/2018, 06/30/2019)																		
9560	LUCERNE	05/02/1960	Active	9	0	0	0	0.00%	12		1		4		P,S,T,M,VP SC	0	\$120.00	
Exc Award (06/30/2020)																		
58954	MARTINSVILLE EVENING	12/27/1996	Active(1)	9	0	0	0	0.00%	9		23		13	R	S,T,M,VP,SC	24+		
Exc Award (06/30/2016, 06/30/2018)																		
9675	MARTINSVILLE NOON	10/16/1925	Active	47	3	3	0	0.00%	47	22	0			N	M,SC	1	\$1,100.00	
Exc Award (06/30/2016, 06/30/2017, 06/30/2018)																		
9561	MICHIGANTOWN	06/25/1970	Active	16	1	1	0	0.00%	16	3	0		11	N	M,VP,SC	1		
Exc Award (06/30/2017)																		
9562	MONON	06/21/1946	Active	6	0	0	0	0.00%	6		41	1	None	P,S,T,M,VP SC	7			



Club Health Assessment for District 25 C through May 2025

Club Number	Club Name	Charter Date	Status	Membership							Reports					Finance	LCIF
				Current Member Count	YTD Members Added	YTD Members Dropped	YTD Net Growth	YTD Net Growth%	Member Count 12 Months Ago	Avg. length of service for dropped members	Months Since Last MMR ***	Yrs. Since Last Officer Report	President Rotation	Vice President Reported ****	Months Since Last Activity Report ***	Account Balance	Donations for current Fiscal Year
			Number of times on status quo within last two years	If below 15 members appears				If net loss is greater than 20% appears			If no report in 3 months appears	When more than one year appears in	Number of repeat terms	Notes the officers that do not have an active	If no report at 12 months appears in red		
90264	MONROVIA	12/02/2005	Active	18	1	7	-6	-25.00%	24	7	0		4	R	SC	10	
	Exc Award (06/30/2016)																
9679	MOORESVILLE	10/09/1925	Active	27	6	1	5	22.73%	22	3	2		2	R	M,SC	1	90+ Days
9680	MORGANTOWN	12/09/1926	Active	6	0	1	-1	-14.29%	7	3	0		8		M,VP,SC	0	
	Exc Award (06/30/2016)																
46401	NEW GOSHEN WEST VIGO	06/27/1986	Active	25	6	1	5	25.00%	20	39	0		None	R	P,SC	0	
	Exc Award (06/30/2018)																
9563	NEWPORT	11/30/1967	Active	32	4	11	-7	-17.95%	48	7	2				VP,SC	9	
	Exc Award (06/30/2017, 06/30/2018)																
9565	OXFORD	02/11/1970	Active	19	2	0	2	11.76%	17		1		10	N	M,SC	2	
9689	PARAGON	09/01/1954	Cancelled(6*)	0	0	4	-4	-100.00%	4	10	9		None		P,S,T,M,VP SC	24+	90+ Days
	Exc Award (06/30/2016)																
9691	PIERSON TOWNSHIP	02/23/1954	Active	11	0	0	0	0.00%	11		12		2		M,VP,SC	7	
9568	PLAINFIELD	04/01/1926	Active	20	1	3	-2	-9.09%	23	2	0			IP		0	\$1,590.00
	Exc Award (06/30/2019, 06/30/2023)																
102569	POLAND COMMUNITY	06/21/2008	Active	17	1	3	-2	-10.53%	19	10	0			R	SC	1	\$150.00
	Exc Award (06/30/2016, 06/30/2017, 06/30/2018)																
82979	PRAIRIE CREEK	06/30/2004	Active	16	1	1	0	0.00%	16	21	0		6	N	SC	0	\$150.00
	Exc Award (06/30/2016, 06/30/2018, 06/30/2020)																
9695	RILEY TOWNSHIP L C	08/29/1968	Active	57	0	1	-1	-1.72%	58	5	0			N	SC	0	\$2,350.00
	Exc Award (06/30/2017, 06/30/2018, 06/30/2020)																
45282	ROSSVILLE AREA	07/29/1985	Active	40	3	5	-2	-4.76%	42	15	1			N	M,SC	8	
	Exc Award (06/30/2016, 06/30/2018)																
9572	ROYAL CENTER	09/03/1942	Active	22	0	4	-4	-15.38%	28	9	3			R		3	\$500.00
	Exc Award (06/30/2016, 06/30/2018)																
9700	SPENCER	10/01/1929	Active	25	0	8	-8	-24.24%	33	7	1			N	M,SC	0	\$1,870.00
	Exc Award (06/30/2017, 06/30/2022)																
9575	TWELVE MILE	09/26/1951	Active	8	0	1	-1	-11.11%	9	40	0		5		P,M,VP,SC	0	
	Exc Award (06/30/2017)																



Club Health Assessment for District 25 C through May 2025

			Status	Membership							Reports					Finance	LCIF
Club Number	Club Name	Charter Date		Current Member Count	YTD Members Added	YTD Members Dropped	YTD Net Growth	YTD Net Growth%	Member Count 12 Months Ago	Avg. length of service for dropped members	Months Since Last MMR ***	Yrs. Since Last Officer Report	President Rotation	Vice President Reported ****	Months Since Last Activity Report ***	Account Balance	Donations for current Fiscal Year
			Number of times on status quo within last two years	If below 15 members appears				If net loss is greater than 20% appears			If no report in 3 months appears in	When more than one year appears in	Number of repeat terms	Notes the officers that do not have an active	If no report at 12 months appears in red		
9581	WEST POINT Exc Award (06/30/2018)	01/22/1953	Active	10	0	0	0	0.00%	10		15		3	M,VP,SC	24+		
9582	WHITESTOWN	11/20/1944	Active(1)	6	0	0	0	0.00%	6		25		10	R M,SC	24+		
9584	YOUNG AMERICA Exc Award (06/30/2016, 06/30/2017, 06/30/20)	02/07/1956	Active	31	5	2	3	10.71%	28	0	1		2	R SC	0		\$1,086.00
9585	ZIONSVILLE Exc Award (06/30/2016, 06/30/2017, 06/30/20)	05/16/1930	Active	190	14	11	3	1.60%	185	6	0			N	0		\$8,220.00

Clubs Cancelled Previous Fiscal Year – Clubs Cancelled within last 12 months may be reinstated

Club Number	Club Name	Charter Date	Current Status*	Cancellation Date
9574	THORNTOWN	09/30/1932	Cancelled(8*)	06/29/2024

Current Total Clubs Count	YTD New Clubs Count	YTD Cancelled Clubs Count	YTD Net Club Gain	Current Total Members Count	YTD YTD Add	YTD YTD Drop	YTD Net Growth	YTD Net Growth %	Member Count 12 Months Ago	Average Member Count Per Club	% of Clubs with less than 20 members	% No MMR in 3 Months	% No Officer Report in 12 Months	% of Clubs with balance 90+ days	Number of Clubs in Status Quo	% Status Quo Clubs in Financial Suspension	Number of Cancelled Clubs	Average Cancelled Club Age	Members Lost Due to Cancellation	% of Clubs Cancelled for Non-Financial Reasons
49	0	2	-2	1,270	97	123	-26	-2.01%	1,326	26	55%	35%	6%	2%	0	0%	2	120	18	50%

* - P - Priority Club. Cancellation Reasons: 1-Objectives/conduct, 2-Non-active club, 5-Non-existing club, 6-Disbanding, 7-Merger, 8-Financial Suspension, 9-District/Multiple District Dues.

** - Abbreviation: P-President, S-Secretary, T-Treasurer, M-Member Chairperson, VP-First Vice President, MC-Communications Chairperson, SC-Service Chairperson

*** - Abbreviation: N/R - Never reported using the Lions Clubs website, N/A - Not applicable, No password registered for the Lions Clubs website.

**** - Abbreviation: N - New, IP - Immediate Past, R - Repeat.



Club Health Assessment for District 25 D through May 2025

			Status	Membership							Reports					Finance		LCIF
Club Number	Club Name	Charter Date		Current Member Count	YTD Members Added	YTD Members Dropped	YTD Net Growth	YTD Net Growth%	Member Count 12 Months Ago	Avg. length of service for dropped members	Months Since Last MMR ***	Yrs. Since Last Officer Report	President Rotation	Vice President Reported ****	Months Since Last Activity Report ***	Account Balance	Donations for current Fiscal Year	
			Number of times on status quo within last two years	If below 15 members appears				If net loss is greater than 20% appears			If no report in 3 months appears in	When more than one year appears in	Number of repeat terms	Notes the officers that do not have an active	If no report at 12 months appears in red			
Clubs less than two years old																		
155904	Muncie	12/03/2023	Active	13	0	8	-8	-38.10%	21	1	0			VP,SC	0			
Clubs more than two years old																		
9586	ALBANY	09/15/1936	Active	36	3	3	0	0.00%	39	29	0		N	P,M,SC	0			
Exc Award (06/30/2019)																		
9588	ANDERSON NOON	01/12/1922	Active	30	0	6	-6	-16.67%	36	20	0		N	M,SC	0		\$600.00	
9591	CARMEL	04/24/1936	Active	87	3	5	-2	-2.25%	92	6	0		N	SC	0		\$6,130.00	
Exc Award (06/30/2021, 06/30/2022, 06/30/20)																		
9593	COWAN	01/19/1957	Active	15	0	0	0	0.00%	15		9		3	M,VP,SC	9			
9595	DUNKIRK	01/21/1935	Active	12	0	1	-1	-7.69%	13	34	1		10	S,M,VP,SC	5			
9597	ELWOOD	10/21/1935	Active	16	2	3	-1	-5.88%	17	5	0		2	N	M,SC	1		
9598	FAIRMOUNT	12/27/1946	Active	20	2	2	0	0.00%	20	14	1		9	P,S,M,VP,SC	3			
9601	FOWLERTON	12/17/1966	Active	24	4	0	4	20.00%	20		4			T,M,VP,SC	0		\$50.00	
9602	FRANKTON	05/19/1958	Active	19	0	0	0	0.00%	19		13		N	VP,SC	8			
9603	GASTON	01/11/1935	Active	48	0	1	-1	-2.04%	49	2	0		N	M	0			
9604	GREENTOWN	06/19/1945	Active	146	15	5	10	7.35%	137	14	0		N	SC	0		\$2,350.00	
Exc Award (06/30/2018, 06/30/2019, 06/30/20)																		
47224	KOKOMO & AREA	04/20/1987	Active	18	3	2	1	5.88%	17	11	4		7	M,VP,SC	4			
9608	LAPEL	01/27/1942	Active	38	4	1	3	8.57%	35	2	2			T,M,VP,SC	5			
9610	LYNN	04/17/1945	Active	18	0	1	-1	-5.26%	19	7	7		2	T,VP,SC	2			
9611	MARION	09/30/1921	Active	13	1	2	-1	-7.14%	20	7	8		3	N	M,SC	4		
9614	MATTHEWS	03/06/1953	Active	40	14	1	13	48.15%	28	0	1			N	T,M,VP	0	\$20.00	
9618	NOBLESVILLE	05/06/1942	Active	83	14	1	13	18.57%	70	1	0			N		0	\$4,235.00	
Exc Award (06/30/2021, 06/30/2023, 06/30/20)																		
9621	PENDLETON	07/17/1925	Active	30	4	5	-1	-3.23%	34	8	4			M,VP,SC	5			
Exc Award (06/30/2023)																		



Club Health Assessment for District 25 D through May 2025

			Status	Membership							Reports					Finance	LCIF	
Club Number	Club Name	Charter Date		Current Member Count	YTD Members Added	YTD Members Dropped	YTD Net Growth	YTD Net Growth%	Member Count 12 Months Ago	Avg. length of service for dropped members	Months Since Last MMR ***	Yrs. Since Last Officer Report	President Rotation	Vice President Reported ****	Months Since Last Activity Report ***	Account Balance	Donations for current Fiscal Year	
			Number of times on status quo within last two years	If below 15 members appears				If net loss is greater than 20% appears			If no report in 3 months appears in	When more than one year appears in	Number of repeat terms		Notes the officers that do not have an active	If no report at 12 months appears in red		
9623	PORTLAND	04/02/1937	Active	32	0	1	-1	-3.03%	33	1	3			N	P,M,SC	0		
9624	REDKEY	08/04/1941	Active	22	0	0	0	0.00%	22		13		6	R	P,T,M,SC	10		
9627	RUSSIAVILLE	12/06/1945	Active	46	6	3	3	6.98%	42	21	0			R	M,SC	0		\$1,760.00
Exc Award (06/30/2022, 06/30/2023, 06/30/20																		
9628	SARATOGA	12/04/1950	Active	53	4	0	4	8.16%	50		0			N	M	2		\$125.00
Exc Award (06/30/2016, 06/30/2018, 06/30/20																		
9629	SELMA	02/27/1952	Active	26	4	2	2	8.33%	24	8	0			N	P,SC	8		
9630	SHARPSVILLE	12/18/1945	Active	9	8	5	3	50.00%	6	42	0		3		M,VP,SC	0		
46235	SHERIDAN	05/27/1986	Active	39	0	0	0	0.00%	39		9				M,VP,SC	9		
9633	SWEETSER	11/27/1945	Active	17	3	4	-1	-5.56%	18	18	1				M,VP,SC	0		\$100.00
9635	TIPTON	03/30/1949	Active	31	1	3	-2	-6.06%	33	4	1			N	SC	1		\$500.00
9637	UNION CITY	11/20/1947	Active	24	1	2	-1	-4.00%	25	2	0			N	T,M,SC	1		
Exc Award (06/30/2023)																		
9639	UPLAND	03/29/1945	Active	15	3	4	-1	-6.25%	16	26	2				VP,SC	9		\$25.00
9640	VAN BUREN	02/07/1935	Active	28	2	1	1	3.70%	27	1	0		2	N	M,SC	4		\$360.00
9641	WAYNE FALL L C	03/01/1966	Active	14	0	0	0	0.00%	13		0			N	M,SC	2		
9642	WESTFIELD	10/08/1930	Active	72	9	4	5	7.46%	65	14	0			N	M,SC	6		\$200.00
Exc Award (06/30/2016, 06/30/2019, 06/30/20																		
9643	WINCHESTER	03/15/1937	Active	20	2	1	1	5.26%	19	12	0		4		VP,SC	10	90+ Days	\$100.00

Clubs Cancelled Previous Fiscal Year – Clubs Cancelled within last 12 months may be reinstated

Club Number	Club Name	Charter Date	Current Status*	Cancellation Date
9638	UNION TOWNSHIP L C	11/11/1947	Cancelled(6*)	06/29/2024



Club Health Assessment for District 25 D through May 2025

Club Number			Club Name			Charter Date			Status					Membership					Reports					Finance		LCIF
									Current Member Count	YTD Members Added	YTD Members Dropped	YTD Net Growth	YTD Net Growth%	Member Count 12 Months Ago	Avg. length of service for dropped members	Months Since Last MMR ***	Yrs. Since Last Officer Report	President Rotation	Vice President Reported ****	Months Since Last Activity Report ***	Account Balance	Donations for current Fiscal Year				
									Number of times on status quo within last two years	If below 15 members appears			If net loss is greater than 20% appears			If no report in 3 months appears in		When more than one year appears in	Number of repeat terms	Notes the officers that do not have an active		If no report at 12 months appears in red				
Current Total Clubs Count	YTD New Clubs Count	YTD Cancelled Clubs Count	YTD Net Club Gain	Current Total Members Count	YTD Add	YTD Drop	YTD Net Growth	YTD Net Growth %	Member Count 12 Months Ago	Average Member Count Per Club	% of Clubs with less than 20 members	% No MMR in 3 Months	% No Officer Report in 12 Months	% of Clubs with balance 90+ days	Number of Clubs in Status Quo	% Status Quo Clubs in Financial Suspension	Number of Cancelled Clubs	Average Cancelled Club Age	Members Lost Due to Cancellation	% of Clubs Cancelled for Non-Financial Reasons						
34	0	0	0	1,154	112	77	35	3.13%	1,133	34	35%	29%	0%	3%	0	0%	0	0	0	0%						

* - P - Priority Club. Cancellation Reasons: 1-Objectives/conduct, 2-Non-active club, 5-Non-existing club, 6-Disbanding, 7-Merger, 8-Financial Suspension, 9-District/Multiple District Dues.

** - Abbreviation: P-President, S-Secretary, T-Treasurer, M-Member Chairperson, VP-First Vice President, MC-Communications Chairperson, SC-Service Chairperson

*** - Abbreviation: N/R - Never reported using the Lions Clubs website, N/A - Not applicable, No password registered for the Lions Clubs website.

**** - Abbreviation: N - New, IP - Immediate Past, R - Repeat.



Club Health Assessment for District 25 E through May 2025

Club Number	Club Name	Charter Date	Status	Membership							Reports					Finance	LCIF
				Current Member Count	YTD Members Added	YTD Members Dropped	YTD Net Growth	YTD Net Growth%	Member Count 12 Months Ago	Avg. length of service for dropped members	Months Since Last MMR ***	Yrs. Since Last Officer Report	President Rotation	Vice President Reported ****	Months Since Last Activity Report ***	Account Balance	Donations for current Fiscal Year
			Number of times on status quo within last two years	If below 15 members appears				If net loss is greater than 20% appears			If no report in 3 months appears in	When more than one year appears in	Number of repeat terms	Notes the officers that do not have an active	If no report at 12 months appears in red		
Clubs more than two years old																	
9647	BEDFORD	04/22/1948	Active	44	1	2	-1	-2.22%	45	5	2			N	SC	0	\$668.90
	Exc Award (06/30/2019)																
63115	BEDFORD NOON	05/01/2000	Active	14	1	0	1	7.69%	13		1			N	SC	2	\$86.00
9649	BLOOMFIELD	03/09/1950	Active	6	2	0	2	50.00%	4		8				S,M,VP,SC	7	\$5.00
9650	BLOOMINGTON INC	09/29/1928	Cancelled(6*)	0	0	0	0	0.00%	19		11	1	None		P,S,T,M,VP SC	14	
9652	BOONVILLE	03/09/1951	Active	14	0	12	-12	-46.15%	26	17	0		19		M,VP,SC	1	\$24.00
9683	BROWN COUNTY LC	02/05/1943	Active	36	6	2	4	12.50%	39	21	2		3		VP,SC	1	\$500.00
9654	BROWNSTOWN	08/24/1927	Active	7	1	0	1	16.67%	7		0		7	R	SC	0	\$79.40
111273	CANTON	06/09/2011	Active	21	0	0	0	0.00%	21		4			N	M,SC	0	\$200.00
82874	CHANDLER	06/28/2004	Active	35	14	4	10	40.00%	27	11	0			N	M,SC	1	\$22.65
48859	CORYDON	08/18/1988	Active	17	1	0	1	6.25%	16		0			R	SC	0	\$180.07
33524	ELBERFELD	03/21/1977	Active	17	0	0	0	0.00%	18		9			N	P,SC	6	\$100.00
77284	ELIZABETH	08/25/2003	Active	17	0	1	-1	-5.56%	18	15	3		4	R	SC	2	\$250.00
9662	ELLETTSVILLE	05/08/1947	Active	31	3	2	1	3.33%	24	32	2		3	R	M,SC	0	\$165.00
	Exc Award (06/30/2020)																
9665	EVANSVILLE EASTSIDE	08/02/1956	Active	20	0	0	0	0.00%	23		1				M,VP,SC	1	\$150.00
105942	FAYETTEVILLE COMMUNITY	06/23/2009	Active	58	0	0	0	0.00%	58		9			N	SC	0	\$200.28
	Exc Award (06/30/2018)																
9666	FRANCISCO	04/02/1947	Active	11	1	3	-2	-15.38%	13	13	0		5	R	M,SC	0	\$5.00
98836	FREDERICKSBURG	03/22/2007	Active	13	0	0	0	0.00%	14		11		5		T,M,VP,SC	24+	\$5.00
9667	FRENCH LICK WEST BADEN	08/23/1950	Active	17	0	6	-6	-26.09%	23	18	0		9		VP,SC	0	\$278.00
	Exc Award (06/30/2018, 06/30/2019, 06/30/2020)																
107008	GEORGETOWN	12/08/2009	Active	24	8	6	2	9.09%	23	12	0				VP,SC	1	\$150.00
31740	HARDINSBURG	02/24/1976	Status Quo(1)	3	0	2	-2	-40.00%	5	26	1		7		P,M,VP,SC	24+	\$6.00
33661	INDIAN CREEK L C	04/30/1977	Active	21	5	1	4	23.53%	18	22	2			N	SC	2	\$260.00



Club Health Assessment for District 25 E through May 2025

			Status	Membership							Reports					Finance	LCIF
Club Number	Club Name	Charter Date		Current Member Count	YTD Members Added	YTD Members Dropped	YTD Net Growth	YTD Net Growth%	Member Count 12 Months Ago	Avg. length of service for dropped members	Months Since Last MMR ***	Yrs. Since Last Officer Report	President Rotation	Vice President Reported ****	Months Since Last Activity Report ***	Account Balance	Donations for current Fiscal Year
			Number of times on status quo within last two years	If below 15 members appears	If net loss is greater than 20% appears					If no report in 3 months appears in	When more than one year appears in	Number of repeat terms	Notes the officers that do not have an active	If no report at 12 months appears in red			
9669	IRELAND	03/17/1959	Active	70	6	4	2	2.94%	69	18	1			R S	4		\$6.00
Exc Award (06/30/2019)																	
9671	JASPER	10/25/1950	Active	30	1	2	-1	-3.23%	31	9	0			N T,M,SC	3		\$1,300.00
51607	LANESVILLE	05/06/1991	Active	22	1	1	0	0.00%	22	2	4			IP M,SC	2		\$50.00
9674	LYNNVILLE	01/24/1952	Active	12	0	0	0	0.00%	12		17		19	T,M,VP,SC	24+		\$6.00
101582	MEDORA COMMUNITY	03/27/2008	Active	18	2	3	-1	-5.26%	19	10	3			N P,SC	0		\$67.25
91782	MITCHELL	12/07/2005	Active	23	2	0	2	9.52%	21		0			N M,SC	0		\$6.00
9681	MOUNT VERNON	05/07/1952	P- Active	0	0	0	0	0.00%	0		17		None	P,S,T,M,VP SC	24+		\$6.00
9682	MT OLYMPUS	04/11/1968	Active	29	3	2	1	3.57%	28	15	2			IP M,VP,SC	5		\$6.00
9684	NEW ALBANY	02/05/1941	Active	69	7	0	7	11.29%	64		0			N	0		\$316.00
Exc Award (06/30/2018, 06/30/2019, 06/30/20																	
83139	NEW MIDDLETOWN	07/15/2004	Active	8	1	3	-2	-20.00%	10	16	4		12	R P,T,M,VP,SC	1		\$45.00
59994	NEW SALISBURY	10/14/1997	Active	16	0	0	0	0.00%	16		12			P,VP,SC	1		\$20.00
9685	OAKLAND CITY	11/01/1965	Active	19	2	1	1	5.56%	19	20	1		2	R P,VP	0		\$10.00
9686	ODON	10/04/1929	Active	43	2	2	0	0.00%	42	5	4			N M,SC	1		\$2,100.00
49676	PALMYRA	06/30/1989	Active	15	0	1	-1	-6.25%	17	6	6		3	N M,SC	1		\$125.00
9676	PAOLI MERIDIAN L C	09/27/1954	Active	21	0	1	-1	-4.55%	22	55	0		3	M,VP,SC	24+		\$5.00
Exc Award (06/30/2017)																	
108647	PERSHING TOWNSHIP	06/16/2010	Active	7	0	0	0	0.00%	7		13		14	R P,M,VP,SC	1		
9709	PETERSBURG	03/03/1970	Active	17	7	1	6	54.55%	13	39	0			N SC	1		\$125.00
Exc Award (06/30/2016, 06/30/2017, 06/30/20																	
49344	RAMSEY	03/29/1989	Active	19	0	0	0	0.00%	19		3			IP	0		(\$4,800.00)
9696	SALEM	02/22/1926	Active	21	0	0	0	0.00%	21		2			N M,SC	2		\$584.00
9697	SANDBORN	05/17/1955	Active	28	1	6	-5	-15.15%	34	5	0		2	R SC	1		\$505.00
9698	SEYMOUR EVENING	10/28/1925	Active	13	0	1	-1	-7.14%	14	3	0			N SC	0		\$305.00
38284	SEYMOUR NOON	04/07/1980	Active	46	4	5	-1	-2.13%	48	21	0			N	0		\$1,200.00



Club Health Assessment for District 25 E through May 2025

			Status	Membership							Reports					Finance	LCIF
Club Number	Club Name	Charter Date		Current Member Count	YTD Members Added	YTD Members Dropped	YTD Net Growth	YTD Net Growth%	Member Count 12 Months Ago	Avg. length of service for dropped members	Months Since Last MMR ***	Yrs. Since Last Officer Report	President Rotation	Vice President Reported ****	Months Since Last Activity Report ***	Account Balance	Donations for current Fiscal Year
			Number of times on status quo within last two years	If below 15 members appears				If net loss is greater than 20% appears			If no report in 3 months appears in	When more than one year appears in	Number of repeat terms	Notes the officers that do not have an active	If no report at 12 months appears in red		
Exc Award (06/30/2022)																	
9699	SHOALS	02/11/1946	Active	27	1	0	1	3.85%	26		2		2	R	SC	1	\$100.00
9701	STINESVILLE	10/01/1968	Active	18	0	1	-1	-5.26%	19	56	9		2		P,T,M,VP,SC	1	\$5.00
142746	Sullivan County	08/28/2020	Active	36	6	3	3	9.09%	34	3	0				VP	0	\$2,515.64
Exc Award (06/30/2024)																	
48257	TELL CITY	03/14/1988	Active	18	0	0	0	0.00%	18		13		8	R	M,SC	2	\$131.60
97177	WHEATLAND	05/23/2006	Active	9	0	0	0	0.00%	9		17		18	R	P,T,M,VP,SC	22	\$5.00
86105	WINSLOW	04/06/2005	Active	20	2	1	1	5.26%	19	7	4		9	R	P,M,VP,SC	24+	\$5.00
9710	WORTHINGTON	11/28/1947	Active	12	0	2	-2	-14.29%	14	4	5			R	P,M,SC	0	\$6.41

Clubs Cancelled Previous Fiscal Year – Clubs Cancelled within last 12 months may be reinstated

Club Number	Club Name	Charter Date	Current Status*	Cancellation Date
119655	Dugger	06/17/2013	Cancelled(6*)	06/29/2024
101256	MARTINSBURG	02/22/2008	Cancelled(6*)	11/29/2023
115737	TENNYSON	02/13/2012	Cancelled(6*)	06/29/2024

Current Total Clubs Count	YTD New Clubs Count	YTD Cancelled Clubs Count	YTD Net Club Gain	Current Total Members Count	YTD Add	YTD Drop	YTD Net Growth	YTD Net Growth %	Member Count 12 Months Ago	Average Member Count Per Club	% of Clubs with less than 20 members	% No MMR in 3 Months	% No Officer Report in 12 Months	% of Clubs with balance 90+ days	Number of Clubs in Status Quo	% Status Quo Clubs in Financial Suspension	Number of Cancelled Clubs	Average Cancelled Club Age	Members Lost Due to Cancellation	% of Clubs Cancelled for Non-Financial Reasons
49	0	1	-1	1,112	91	81	10	0.91%	1,141	23	53%	43%	0%	2%	1	100%	1	135	0	100%

* - P - Priority Club. Cancellation Reasons: 1-Objectives/conduct, 2-Non-active club, 5-Non-existing club, 6-Disbanding, 7-Merger, 8-Financial Suspension, 9-District/Multiple District Dues.


** - Abbreviation: P-President, S-Secretary, T-Treasurer, M-Member Chairperson, VP-First Vice President, MC-Communications Chairperson, SC-Service Chairperson

*** - Abbreviation: N/R - Never reported using the Lions Clubs website, N/A - Not applicable, No password registered for the Lions Clubs website.

**** - Abbreviation: N - New, IP - Immediate Past, R - Repeat.



Club Health Assessment for District 25 F through May 2025

			Status	Membership							Reports					Finance	LCIF
Club Number	Club Name	Charter Date		Current Member Count	YTD Members Added	YTD Members Dropped	YTD Net Growth	YTD Net Growth%	Member Count 12 Months Ago	Avg. length of service for dropped members	Months Since Last MMR ***	Yrs. Since Last Officer Report	President Rotation	Vice President Reported ****	Months Since Last Activity Report ***	Account Balance	Donations for current Fiscal Year
			Number of times on status quo within last two years	If below 15 members appears				If net loss is greater than 20% appears			If no report in 3 months appears in	When more than one year appears in	Number of repeat terms	Notes the officers that do not have an active	If no report at 12 months red		
Clubs more than two years old																	
9712	AURORA	12/26/1947	Active	48	4	1	3	6.67%	47	10	9			N	M,SC	1	\$1,150.00
	Exc Award (06/30/2017)																
9713	AUSTIN	04/17/1939	Active	12	0	0	0	0.00%	12		15	1	None		P,S,T,M,VP SC	24+	\$1,000.00
9714	BATESVILLE	12/14/1942	Active	15	0	0	0	0.00%	15		14		2	N	M,SC	1	\$1,300.00
9715	BEECH GROVE	11/05/1937	Active	23	2	4	-2	-8.00%	24	16	1		4		VP,SC	0	\$1,000.00
	Exc Award (06/30/2019, 06/30/2021, 06/30/2022)																
9716	BEN DAVIS	05/10/1951	Active	21	1	1	0	0.00%	23	7	2			N	M,SC	3	\$1,000.00
	Exc Award (06/30/2017)																
9718	BLUE RIVER L C	02/11/1970	Active	22	0	1	-1	-4.35%	23	55	3		2	R	M,SC	4	\$1,000.00
9719	BORDEN	02/02/1939	Active	20	0	2	-2	-9.09%	22	7	1		4		M,VP,SC	0	\$1,110.00
34827	BRIGHT	12/29/1977	Active	77	6	1	5	6.94%	72	0	1		3	N	SC	0	\$1,300.00
	Exc Award (06/30/2017)																
9721	CARTHAGE	06/29/1942	Active	22	0	3	-3	-12.00%	25	15	6		2	R	M,SC	6	\$1,000.00
9722	CENTERVILLE	07/20/1944	Active	22	1	0	1	4.76%	21		1			R	SC	5	\$1,500.00
	Exc Award (06/30/2023)																
9723	CHARLESTOWN	02/22/1934	Active	19	0	0	0	0.00%	19		13		4	R	M,VP,SC	24+	\$1,000.00
9724	CHARLOTTESVILLE	10/25/1955	Active	25	0	0	0	0.00%	25		11		2		P,M,VP,SC	1	\$4,000.00
9726	CLERMONT	02/26/1945	Active	59	25	8	17	40.48%	45	12	0			N	SC	1	\$3,218.33
	Exc Award (06/30/2016, 06/30/2019, 06/30/2022)																
9728	CONNERSVILLE	03/20/1923	Active	35	1	2	-1	-2.78%	35	12	4		7		T,M,VP,SC	1	\$2,000.00
9730	DECATUR CENTRAL	03/06/1945	Active	23	0	4	-4	-14.81%	27	10	0		2	N	M,SC	7	\$4,250.00
	Exc Award (06/30/2016, 06/30/2023)																
9731	ECONOMY	04/20/1959	Active	21	1	3	-2	-8.70%	23	25	2			N	P,M,VP,SC	1	\$1,100.00
9732	EDINBURGH	01/14/1943	Active	27	10	2	8	42.11%	19	13	0		5		M,VP,SC	1	90+ Days \$2,000.00
9733	EVERTON	04/24/1956	Active	13	0	0	0	0.00%	13		3		3		M,VP,SC	16	\$1,000.00
47291	FAIRLAND TRITON COMMUNITY	04/30/1987	Active	12	2	1	1	9.09%	12	6	0		8		M,VP,SC	0	\$1,000.00




Club Health Assessment for District 25 F through May 2025

			Status	Membership							Reports					Finance	LCIF
Club Number	Club Name	Charter Date		Current Member Count	YTD Members Added	YTD Members Dropped	YTD Net Growth	YTD Net Growth%	Member Count 12 Months Ago	Avg. length of service for dropped members	Months Since Last MMR ***	Yrs. Since Last Officer Report	President Rotation	Vice President Reported ****	Months Since Last Activity Report ***	Account Balance	Donations for current Fiscal Year
			Number of times on status quo within last two years	If below 15 members appears				If net loss is greater than 20% appears			If no report in 3 months appears in	When more than one year appears in	Number of repeat terms	Notes the officers that do not have an active	If no report at 12 months appears in red		
9736	FOUNTAIN CITY Exc Award (06/30/2017)	10/30/1947	Active	3	0	0	0	0.00%	3		9		3	M,VP,SC	15		\$1,000.00
9737	FRANKLIN Exc Award (06/30/2017, 06/30/2019)	02/20/1945	Active	22	0	0	0	0.00%	22		12		2	R VP,SC	8		\$1,300.00
9738	GREENFIELD	03/17/1936	Active	9	0	1	-1	-10.00%	16	15	0		N	P,S,M,VP,SC	1		\$1,100.00
9739	GREENSBURG	11/05/1948	Active	13	0	6	-6	-31.58%	19	20	2		3	M,VP,SC	1		\$1,600.00
9742	HOPE	09/20/1930	Active	6	0	2	-2	-25.00%	8	35	0		23	T,M,VP,SC	1		\$1,100.00
35166	INDIANAPOLIS CENTER TWP Exc Award (06/30/2022)	03/17/1978	Active	23	0	2	-2	-8.00%	25	19	0		7	R T,M,SC	1		\$1,835.00
9744	INDIANAPOLIS CHAPEL HILL	12/16/1970	Active	17	1	1	0	0.00%	18	33	0		5	R	9		\$1,000.00
9743	INDIANAPOLIS DOWNTOWN	02/02/1921	Active	10	0	0	0	0.00%	9		11		4	T,M,VP,SC	24+		\$1,000.00
9745	INDIANAPOLIS FRANKLIN TOWNSHIP	06/15/1971	Active	9	0	1	-1	-10.00%	10	53	10		4	R M,VP,SC	5		\$1,300.00
9768	INDIANAPOLIS WASHINGTON TWNSHP Exc Award (06/30/2016)	04/23/1959	Active	18	1	5	-4	-18.18%	22	27	4		2	R SC	7		\$1,005.00
9752	LAWRENCE	05/29/1944	Active	4	0	3	-3	-42.86%	7	43	2		2	M,VP,SC	24+		\$1,000.00
9753	LAWRENCEBURG	04/23/1946	Active	46	7	0	7	17.95%	39		0		5	R M,SC	8		\$1,000.00
9755	LIBERTY Exc Award (06/30/2018)	11/19/1947	Active	27	2	4	-2	-6.90%	28	19	3		N	S,SC	24+		\$1,000.00
9756	MADISON Exc Award (06/30/2017)	11/17/1949	Active	15	0	0	0	0.00%	15		3		3	M,VP,SC	24+		\$1,000.00
9757	MANILLA	01/11/1949	Active(1)	15	3	1	2	15.38%	13	46	2		None	N P,T,M,VP,SC	24+		\$1,000.00
88943	METAMORA	07/11/2005	Active	3	0	0	0	0.00%	3		4		17	P,M,VP,SC	24+		\$1,000.00
9759	MIDDLETOWN	01/27/1949	Active	34	0	4	-4	-10.53%	38	7	5		N	M,SC	0		\$1,010.00
9760	MILAN Exc Award (06/30/2016, 06/30/2017, 06/30/20)	04/07/1960	Active	53	5	4	1	1.92%	54	9	0		N	M,SC	0		\$3,698.16
9762	MORRISTOWN	11/14/1944	Active(1)	10	0	0	0	0.00%	10		2		None	P,S,T,M,VP SC	24+		\$1,000.00



Club Health Assessment for District 25 F through May 2025

			Status	Membership							Reports					Finance	LCIF	
Club Number	Club Name	Charter Date		Current Member Count	YTD Members Added	YTD Members Dropped	YTD Net Growth	YTD Net Growth%	Member Count 12 Months Ago	Avg. length of service for dropped members	Months Since Last MMR ***	Yrs. Since Last Officer Report	President Rotation	Vice President Reported ****	Months Since Last Activity Report ***	Account Balance	Donations for current Fiscal Year	
			Number of times on status quo within last two years	If below 15 members appears				If net loss is greater than 20% appears			If no report in 3 months appears in	When more than one year appears in	Number of repeat terms	Notes the officers that do not have an active	If no report at 12 months appears in red			
9758	NETTLE CREEK	12/28/1944	Active	7	0	0	0	0.00%	7		15		5	R	M,SC	15		\$1,000.00
9765	NEW PALESTINE	06/22/1943	Active	20	3	5	-2	-9.09%	22	3	9			N	T,M,SC	24+		\$1,000.00
	Exc Award (06/30/2017)																	
9766	NEW SALEM	10/31/1950	Active	30	0	4	-4	-11.76%	34	10	1		4		M,VP,SC	24+		\$1,000.00
	Exc Award (06/30/2017)																	
9771	OSGOOD	04/27/1965	Active	41	3	0	3	7.89%	38		1			N	SC	7		\$2,020.00
	Exc Award (06/30/2021)																	
9770	PIKE TOWNSHIP	01/31/1956	Active	25	3	2	1	4.17%	23	35	0				M,VP,SC	10		\$2,458.00
9772	RICHMOND NOON	10/05/1924	Active	20	3	6	-3	-13.04%	23	12	1			N	S,M,SC	1		\$2,500.00
	Exc Award (06/30/2019)																	
9774	RISING SUN	06/03/1946	Active	18	0	0	0	0.00%	18		1		2	R	P,M,VP,SC	2		\$1,000.00
9776	SCOTTSBURG	12/02/1925	Active	21	1	2	-1	-4.55%	22	16	0		2		P,M,VP,SC	24+		\$1,000.00
9778	SHELBYVILLE	09/16/1929	Active	26	3	2	1	4.00%	26	26	0		3	R	M,SC	7		\$2,000.00
	Exc Award (06/30/2018)																	
9780	SOUTHPORT	12/20/1944	Active	22	4	9	-5	-18.52%	31	5	0		2	N	M,SC	0		\$1,130.00
	Exc Award (06/30/2016)																	
9781	SPEEDWAY	11/27/1939	Active	65	6	5	1	1.56%	65	9	2			N	SC	0		\$5,575.00
	Exc Award (06/30/2023)																	
9783	SULPHUR SPRINGS	02/13/1964	Active	19	0	1	-1	-5.00%	20	61	1			N		5		\$1,000.00
9785	VERSAILLES	02/24/1942	Active	34	2	3	-1	-2.86%	38	9	1		2	R	T,M,SC	0		\$1,100.00
46013	VEVAY SWITZERLAND CO	04/11/1986	Active(1)	19	0	0	0	0.00%	19		1		2	R	M,SC	14		\$1,000.00
9786	WILLIAMSBURG	11/27/1956	Active	11	0	7	-7	-38.89%	18	19	0			R	M,SC	0		\$1,145.00
	Exc Award (06/30/2018, 06/30/2023, 06/30/20)																	

Clubs Cancelled Previous Fiscal Year – Clubs Cancelled within last 12 months may be reinstated

Club Number	Club Name	Charter Date	Current Status*	Cancellation Date
49190	BROOKVILLE AREA	02/09/1989	Cancelled(6*)	07/29/2023



Club Health Assessment for District 25 F through May 2025

INTERNATIONAL

Club Number	Club Name	Charter Date	Status		Membership							Reports					Finance		LCIF		
					Current Member Count	YTD Members Added	YTD Members Dropped	YTD Net Growth	YTD Net Growth%	Member Count 12 Months Ago	Avg. length of service for dropped members	Months Since Last MMR ***	Yrs. Since Last Officer Report	President Rotation	Vice President Reported ****	Months Since Last Activity Report ***	Account Balance	Donations for current Fiscal Year			
					Number of times on status quo within last two years			If below 15 members appears			If net loss is greater than 20% appears			If no report in 3 months appears in	When more than one year appears in	Number of repeat terms		Notes the officers that do not have an active	If no report at 12 months appears in red		
Current Total Clubs Count	YTD New Clubs Count	YTD Cancelled Clubs Count	YTD Net Club Gain	Current Total Members Count	YTD Add	YTD Drop	YTD Net Growth	YTD Net Growth %	Member Count 12 Months Ago	Average Member Count Per Club	% of Clubs with less than 20 members	% No MMR in 3 Months	% No Officer Report in 12 Months	% of Clubs with balance 90+ days	Number of Clubs in Status Quo	% Status Quo Clubs in Financial Suspension	Number of Cancelled Clubs	Average Cancelled Club Age	Members Lost Due to Cancellation	% of Clubs Cancelled for Non-Financial Reasons	
53	0	0	0	1,231	100	113	-13	-1.05%	1,265	23	43%	38%	2%	2%	0	0%	0	0	0	0%	

* - P - Priority Club. Cancellation Reasons: 1-Objectives/conduct, 2-Non-active club, 5-Non-existing club, 6-Disbanding, 7-Merger, 8-Financial Suspension, 9-District/Multiple District Dues.

** - Abbreviation: P-President, S-Secretary, T-Treasurer, M-Member Chairperson, VP-First Vice President, MC-Communications Chairperson, SC-Service Chairperson

*** - Abbreviation: N/R - Never reported using the Lions Clubs website, N/A - Not applicable, No password registered for the Lions Clubs website.

**** - Abbreviation: N - New, IP - Immediate Past, R - Repeat.




Club Health Assessment for District 25 G through May 2025

Club Number	Club Name	Charter Date	Status	Membership							Reports					Finance	LCIF
				Current Member Count	YTD Members Added	YTD Members Dropped	YTD Net Growth	YTD Net Growth%	Member Count 12 Months Ago	Avg. length of service for dropped members	Months Since Last MMR ***	Yrs. Since Last Officer Report	President Rotation	Vice President Reported ****	Months Since Last Activity Report ***	Account Balance	Donations for current Fiscal Year
			Number of times on status quo within last two years	If below 15 members appears				If net loss is greater than 20% appears			If no report in 3 months appears	When more than one year appears in	Number of repeat terms	Notes the officers that do not have an active	If no report at 12 months appears in red		
Clubs more than two years old																	
9787	AKRON	06/19/1947	Active	45	11	1	10	28.57%	35	23	2			M,VP,SC	0		\$2,820.50
	Exc Award (06/30/2022)																
9789	ARGOS	02/01/1937	Active	24	2	0	2	9.09%	22		8		3	R	P,SC	1	\$100.00
	Exc Award (06/30/2022)																
9790	ATWOOD	10/06/1954	Active	18	0	7	-7	-28.00%	25	12	0		4	R	M,SC	24+	
	Exc Award (06/30/2018)																
9791	BAUGO TOWNSHIP	10/09/1958	Active	48	1	2	-1	-2.04%	49	11	7			N	SC	1	\$100.00
	Exc Award (06/30/2016, 06/30/2021)																
9792	BOURBON	06/25/1931	Active	9	0	0	0	0.00%	9		0		11		P,M,VP,SC	8	\$18.53
9798	CLAY GRANGER	02/23/1950	Active	10	0	1	-1	-9.09%	13	21	3		3		M,VP,SC	1	\$450.00
9797	CLAYPOOL	11/16/1936	Active	13	2	3	-1	-7.14%	14	29	0		5		S,T,M,VP,SC	N/R	
9799	CONVERSE	05/03/1929	Active	5	0	0	0	0.00%	5		13		3		M,VP,SC	1	\$100.00
9800	CULVER	04/15/1943	Active	60	5	6	-1	-1.64%	67	12	3			N	SC	1	\$222.30
	Exc Award (06/30/2019)																
47295	DENVER COMMUNITY	05/06/1987	Active	24	0	0	0	0.00%	24		17	1	None		P,S,T,M,VP SC	17	
	Exc Award (06/30/2016)																
9801	DUNLAP	10/19/1955	Active	59	4	3	1	1.72%	57	5	1			N	M	0	\$10,947.89
	Exc Award (06/30/2016, 06/30/2017, 06/30/20)																
9802	ELKHART	12/20/1923	Active	42	4	9	-5	-10.64%	48	28	3		2	N	M,SC	1	\$1,600.00
9804	ETNA GREEN	07/05/1946	Active	13	0	0	0	0.00%	13		13			N	P,M,SC	2	
61814	FULTON LIBERTY	04/23/1999	Active	18	0	3	-3	-14.29%	22	8	0		2	R	M,SC	1	
9809	GRASSCREEK	04/11/1973	Active	33	0	0	0	0.00%	29		11				M,VP,SC	5	\$1,200.00
	Exc Award (06/30/2016, 06/30/2017, 06/30/20)																
9810	GREENE TOWNSHIP L C	01/29/1970	Active	31	1	1	0	0.00%	31	54	4			R	M,SC	0	\$500.00
	Exc Award (06/30/2017)																
9811	LA FONTAINE	11/17/1939	Active	22	3	1	2	10.00%	20	0	0			N	M,SC	0	\$449.00
	Exc Award (06/30/2016, 06/30/2017, 06/30/20)																



Club Health Assessment for District 25 G through May 2025

			Status	Membership							Reports					Finance	LCIF
Club Number	Club Name	Charter Date		Current Member Count	YTD Members Added	YTD Members Dropped	YTD Net Growth	YTD Net Growth%	Member Count 12 Months Ago	Avg. length of service for dropped members	Months Since Last MMR ***	Yrs. Since Last Officer Report	President Rotation	Vice President Reported ****	Months Since Last Activity Report ***	Account Balance	Donations for current Fiscal Year
			Number of times on status quo within last two years	If below 15 members appears				If net loss is greater than 20% appears			If no report in 3 months appears in	When more than one year appears in	Number of repeat terms		Notes the officers that do not have an active	If no report at 12 months appears in red	
9849	LAKE CITY	12/27/1954	Active	16	2	0	2	14.29%	16		1		4	N	1		\$100.00
9813	LAKETON	05/11/1951	Active	12	1	2	-1	-7.69%	14	2	1			R	4		\$200.00
	Exc Award (06/30/2016, 06/30/2022, 06/30/2024)																
9814	LAKEVILLE	06/28/1943	Active	67	9	9	0	0.00%	68	10	0		2	N	0		\$3,523.00
	Exc Award (06/30/2018, 06/30/2022, 06/30/2024)																
9815	LAPAZ	06/30/1943	Active	31	1	3	-2	-6.06%	33	21	0		20		8		\$1,100.00
	Exc Award (06/30/2023)																
9816	LEESBURG	09/04/1944	Active	40	1	2	-1	-2.44%	42	8	0			N	0		\$400.00
	Exc Award (06/30/2016, 06/30/2017, 06/30/2024)																
9817	LYDICK	03/03/1958	Active	33	6	1	5	17.86%	28	18	1		8		0		\$70.00
	Exc Award (06/30/2022, 06/30/2024)																
9818	MADISON TOWNSHIP	04/08/1958	Active	30	1	1	0	0.00%	30	44	1		7	N	0		\$200.00
	Exc Award (06/30/2016)																
9819	MENTONE	03/31/1933	Active(1)	6	0	1	-1	-14.29%	7	50	6		5		1		\$65.00
45877	MEXICO	03/03/1986	Active	22	2	3	-1	-4.35%	23	9	0		3	R	1		\$150.00
128773	Middlebury	08/31/2016	Active	17	1	0	1	6.25%	16		1			N	0		\$3,267.51
9820	MILFORD	06/20/1944	Active	38	5	0	5	15.15%	33		1		2		23		
	Exc Award (06/30/2018)																
9821	MILLERSBURG	07/20/1945	Active	17	0	1	-1	-5.56%	18	19	6				1		\$253.00
9822	MISHAWAKA	07/12/1923	Active	47	3	3	0	0.00%	47	17	1			N	0		\$635.00
	Exc Award (06/30/2017, 06/30/2018)																
9824	NEW CARLISLE	05/19/1939	Active	12	0	6	-6	-33.33%	18	8	0		2	R	2		
9825	NEW PARIS	11/22/1954	Active	39	8	6	2	5.41%	37	32	0			N	1		\$10.00
	Exc Award (06/30/2016)																
75986	NORTH MANCHESTER	06/20/2003	Active	16	0	0	0	0.00%	17		11		14		0		
9828	NORTH WEBSTER	06/28/1945	Active	21	0	1	-1	-4.55%	21	6	5		9		0		
9832	PERU	10/21/1938	Active	32	10	2	8	33.33%	24	29	0			N	0		\$3,025.00
	Exc Award (06/30/2024)																



Club Health Assessment for District 25 G through May 2025

Club Number	Club Name	Charter Date	Status	Membership							Reports					Finance	LCIF
				Current Member Count	YTD Members Added	YTD Members Dropped	YTD Net Growth	YTD Net Growth%	Member Count 12 Months Ago	Avg. length of service for dropped members	Months Since Last MMR ***	Yrs. Since Last Officer Report	President Rotation	Vice President Reported ****	Months Since Last Activity Report ***	Account Balance	Donations for current Fiscal Year
			Number of times on status quo within last two years	If below 15 members appears				If net loss is greater than 20% appears			If no report in 3 months appears	When more than one year appears in	Number of repeat terms	Notes the officers that do not have an active	If no report at 12 months appears in red		
9834	PLYMOUTH	07/12/1950	Active	20	0	4	-4	-16.67%	25	19	3		2	R	M,SC	1	\$10.00
	Exc Award (06/30/2016)																
29789	RICHVALLEY	09/10/1974	Active	26	0	0	0	0.00%	26		13		3		M,VP,SC	3	
57422	ROANN COVERED BRIDGE	10/11/1995	Active	25	0	1	-1	-3.85%	26	7	0		3	R	T,M,SC	24+	
	Exc Award (06/30/2016, 06/30/2022)																
9836	ROCHESTER	01/27/1943	Active	28	1	2	-1	-3.45%	29	26	0		2	R	M	10	\$500.00
	Exc Award (06/30/2022)																
9838	SILVER LAKE	01/25/1937	Active	20	4	3	1	5.26%	19	14	1		6	R	SC	0	
	Exc Award (06/30/2016)																
62096	SOMERSET	06/14/1999	Active	14	0	0	0	0.00%	14		0		2		M,VP,SC	24+	
	Exc Award (06/30/2016)																
9841	SYRACUSE	05/03/1950	Active	16	0	3	-3	-15.79%	20	21	2			N	M,SC	9	\$1,150.00
	Exc Award (06/30/2017, 06/30/2021)																
9843	URBANA	04/15/1952	Active	6	0	1	-1	-14.29%	7	27	10		None		P,T,M,VP,SC	N/R	
	Exc Award (06/30/2016)																
9845	WAKARUSA	01/30/1931	Active(1)	19	0	0	0	0.00%	19		12		3		S,T,M,VP,SC	1	\$600.00

Clubs Cancelled Previous Fiscal Year – Clubs Cancelled within last 12 months may be reinstated

Club Number	Club Name	Charter Date	Current Status*	Cancellation Date
47826	SIDNEY	11/12/1987	Cancelled(6*)	12/29/2023

Current Total Clubs Count	YTD New Clubs Count	YTD Cancelled Clubs Count	YTD Net Club Gain	Current Total Members Count	YTD Add	YTD Drop	YTD Net Growth	YTD Net Growth %	Member Count 12 Months Ago	Average Member Count Per Club	% of Clubs with less than 20 members	% No MMR in 3 Months	% No Officer Report in 12 Months	% of Clubs with balance 90+ days	Number of Clubs in Status Quo	% Status Quo Clubs in Financial Suspension	Number of Cancelled Clubs	Average Cancelled Club Age	Members Lost Due to Cancellation	% of Clubs Cancelled for Non-Financial Reasons
44	0	0	0	1,144	88	92	-4	-0.35%	1,160	26	41%	41%	2%	0%	0	0%	0	0	0	0%



Club Health Assessment for District 25 G through May 2025

			Status	Membership							Reports					Finance	LCIF
Club Number	Club Name	Charter Date		Current Member Count	YTD Members Added	YTD Members Dropped	YTD Net Growth	YTD Net Growth%	Member Count 12 Months Ago	Avg. length of service for dropped members	Months Since Last MMR ***	Yrs. Since Last Officer Report	President Rotation	Vice President Reported ****	Months Since Last Activity Report ***	Account Balance	Donations for current Fiscal Year
			Number of times on status quo within last two years	If below 15 members appears				If net loss is greater than 20% appears			If no report in 3 months appears in	When more than one year appears in	Number of repeat terms	Notes the officers that do not have an active	If no report at 12 months appears in red		

* - P - Priority Club. Cancellation Reasons: 1-Objectives/conduct, 2-Non-active club, 5-Non-existing club, 6-Disbanding, 7-Merger, 8-Financial Suspension, 9-District/Multiple District Dues.

** - Abbreviation: P-President, S-Secretary, T-Treasurer, M-Member Chairperson, VP-First Vice President, MC-Communications Chairperson, SC-Service Chairperson

*** - Abbreviation: N/R - Never reported using the Lions Clubs website, N/A - Not applicable, No password registered for the Lions Clubs website.

**** - Abbreviation: N - New, IP - Immediate Past, R - Repeat.